



Refunding Presentation

July 20, 2020



1. Refunding Process
2. Refunding Analysis
3. Credit Overview
4. Market Information



1. Refunding Process

➤ REFUNDING

- ✓ A procedure whereby an issuer refinances outstanding bonds by issuing new bonds.
- There are generally two major reasons for refunding:
 - ✓ **To reduce the issuer's interest costs**
 - ✓ To remove a burdensome or restrictive covenant imposed by the terms of the bonds being refinanced.
- The proceeds of the new bonds are either deposited in escrow to pay the debt service on the outstanding bonds when due in an “**advance refunding**” or used to promptly (typically within 90 days) retire the outstanding bonds in a “**current refunding**.”
- The new bonds are referred to as the “refunding bonds,” and the outstanding bonds being refinanced are referred to as the “refunded bonds” or the “prior issue.”
- Generally, refunded bonds are not considered a part of the issuer's debt because the lien of the holders of the refunded bonds, in the first instance, is on the escrowed funds, not on the originally pledged source of revenues. Once the Escrow is established, the old bonds are no longer considered outstanding.
- Proceeds of the new issue are invested in an Escrow Account until the call date.
 - ✓ The Escrow pays principal and interest on the old bond issue.
 - ✓ Escrow is invested in U.S. Treasury securities.
 - ✓ Escrow is held by a bank.
 - ✓ The Escrow can be invested at a rate up to the rate on the new bonds.



- The Series 2010A and 2010B issues include a Call Provision on December 1, 2020, giving the City the option to prepay any of the current interest bonds maturing on and after December 1, 2021.
- The Series 2012 Issue includes a Call Provision on December 1, 2021, giving the City the option to prepay any of the current interest bonds maturing on and after December 2, 2022.

Typically rates need a 1.0% to 1.5% decrease for a refunding to be advantageous.

Have rates dropped enough to offset costs of issuing new bonds?

Delay Refunding

No

Yes

Are net savings after cost of issuance large enough to justify the time and effort of completing a refunding?

Delay Refunding

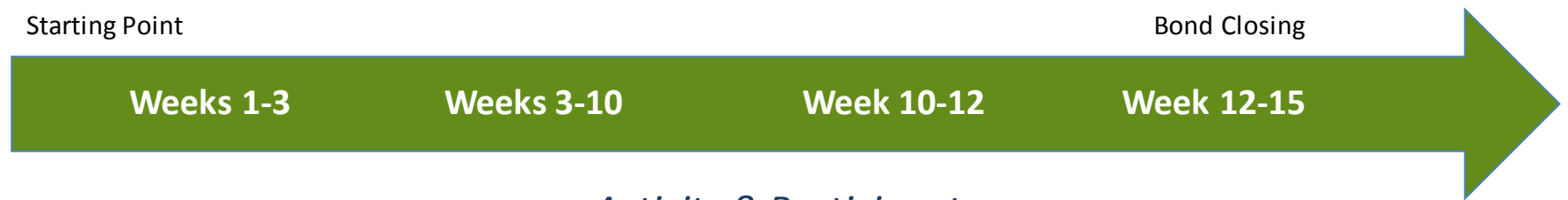
No

Yes

Issue new bonds at lower interest rates.

The City pays only the principal and interest on the new bonds at the new (lower) interest rates & the non-callable maturities.

ISSUANCE PROCESS



Activity & Participants

<p>Determine Financing Team and Strategy</p>	<p>Prepare Documents (POS)</p>	<p>Evaluate Structure, Pricing & Bond Insurance</p>	<p>Rating Preparation and Presentation</p>	<p>Marketing and Sale of Bonds / Closing</p>	<p>Ongoing Relationship</p>
<p>Issuer Underwriter Bond Counsel Paying Agent</p>	<p>Issuer Underwriter Bond Counsel</p>	<p>Issuer Underwriter Bond Counsel</p>	<p>Issuer Underwriter Bond Counsel Rating Agencies</p>	<p>Issuer Underwriter Bond Counsel Paying Agent Investors</p>	

- Obtain Council approval for issuance of Refunding Bonds, contingent upon meeting savings targets
- Begin preparation of preliminary official statement
- Initiate process for credit rating approval / credit enhancement
- Determine desired changes, if any, to debt service schedule
- **Allow approximately twelve to fifteen weeks to complete the Refunding**

Estimated Timeline

July 2020							August 2020							September 2020							October 2020						
S	M	T	W	T	F	S	S	M	T	W	T	F	S	S	M	T	W	T	F	S	S	M	T	W	T	F	S
			1	2	3	4*						1			1	2	3	4	5					1	2	3	
5	6	7	8	9	10	11	2	3	4	5	6	7	8	6	7*	8	9	10	11	12	4	5	6	7	8	9	10
12	13	14	15	16	17	18	9	10	11	12	13	14	15	13	14	15	16	17	18	19	11	12	13	14	15	16	17
19	20	21	22	23	24	25	16	17	18	19	20	21	22	20	21	22	23	24	25	26	18	19	20	21	22	23	24
26	27	28	29	30	31		23	24	25	26	27	28	29	27	28	29	30				25	26	27	28	29	30	31
							30	31																			

*Independence Day

*Labor Day

DATE*	EVENT	RESPONSIBILITY
6/3/2020	1st Draft of Preliminary Official Statement (POS) is available from Bond Counsel	SPB
6/11/2020	Draft legislation distributed	SPB
7/20/2020	Committee Meeting: Introduction of legislation - 6:30 pm	All
7/27/2020	Council meeting: First reading of legislation - 7:30 pm	City
7/29/2020	All comments on 1st draft of POS due back to Bond Counsel	All
8/5/2020	2nd draft of POS is available from Bond Counsel	SPB
8/10/2020	Council meeting: Second reading of legislation - 7:30 pm	City
8/12/2020	All comments on 2nd draft of POS due back to Bond Counsel	All
8/18/2020	Updated draft POS is available from Bond Counsel	SPB
8/19/23020	Rating preparation with group members - Time: TBD	All
8/20/2020	Final draft POS is available from Bond Counsel	SPB
8/20/2020	Materials sent to rating agency & bond insurers	FTSI
8/24/2020**	Council meeting: Passage of legislation - 7:30 pm	City
8/25/2020	Updated rating presentation distributed for final review	FTSI
8/27/2020	Presentation to rating agency - Time: TBD	All
8/27/2020	Due diligence call between the City and FTS	All
9/3/2020	Ratings are confirmed and available	All
9/4/2020	Insurance bids received	FTSI
9/4/2020	Bond insurance analysis	FTSI
9/8/2020	Final review and sign-off of POS	All
9/9/2020	POS is printed and available for distribution	FTSI
9/15/2020	Underwriter provides preliminary pricing	City, FTSI
9/16/2020	Sale/Pricing of the bonds - Savings are locked-in	FTSI
9/16/2020	Bond Purchase Agreement is signed by the City and FTS	City, FTSI
9/17-10/6/2020	Finalize bond documents	All
10/7/2020	Bonds are closed - Funds are wired to escrow agent	All

2. Refunding Analysis

Outstanding Debt Service



City of Marion - Outstanding Debt Service														
DATE	PRINCIPAL: 2010A Issue ¹	INTEREST: 2010A Issue ¹	TOTAL P&I ¹	PRINCIPAL: 2010B Issue ²	INTEREST: 2010B Issue ²	TOTAL P&I ²	PRINCIPAL: 2012 Issue ³	INTEREST: 2012 Issue ³	TOTAL P&I ³	PRINCIPAL: 2018 Issue ⁴	INTEREST: 2018 Issue ⁴	TOTAL P&I ⁴	TOTAL	ANNUAL TOTAL
06/01/2020	-	71,103.75	71,103.75		105,725.00	105,725.00	-	206,106.25	206,106.25	-	129,012.50	129,012.50	511,947.50	
12/01/2020	855,000.00	71,103.75	926,103.75	475,000.00	105,725.00	580,725.00	20,000.00	206,106.25	226,106.25	300,000.00	129,012.50	429,012.50	2,161,947.50	2,673,895.00
06/01/2021	-	55,072.50	55,072.50		98,600.00	98,600.00	-	205,806.25	205,806.25	-	125,262.50	125,262.50	484,741.25	
12/01/2021	225,000.00	55,072.50	280,072.50	410,000.00	98,600.00	508,600.00	685,000.00	205,806.25	890,806.25	300,000.00	125,262.50	425,262.50	2,104,741.25	2,589,482.50
06/01/2022	-	50,572.50	50,572.50		90,400.00	90,400.00	-	195,531.25	195,531.25	-	121,512.50	121,512.50	458,016.25	
12/01/2022	235,000.00	50,572.50	285,572.50	435,000.00	90,400.00	525,400.00	710,000.00	195,531.25	905,531.25	300,000.00	121,512.50	421,512.50	2,138,016.25	2,596,032.50
06/01/2023	-	45,872.50	45,872.50		81,700.00	81,700.00	-	184,437.50	184,437.50	-	117,762.50	117,762.50	429,772.50	
12/01/2023	240,000.00	45,872.50	285,872.50	440,000.00	81,700.00	521,700.00	735,000.00	184,437.50	919,437.50	325,000.00	117,762.50	442,762.50	2,169,772.50	2,599,545.00
06/01/2024	-	41,072.50	41,072.50		72,900.00	72,900.00	-	172,493.75	172,493.75	-	113,293.75	113,293.75	399,760.00	
12/01/2024	250,000.00	41,072.50	291,072.50	455,000.00	72,900.00	527,900.00	755,000.00	172,493.75	927,493.75	325,000.00	113,293.75	438,293.75	2,184,760.00	2,584,520.00
06/01/2025	-	36,072.50	36,072.50		63,800.00	63,800.00	-	159,281.25	159,281.25	-	108,825.00	108,825.00	367,978.75	
12/01/2025	260,000.00	36,072.50	296,072.50	480,000.00	63,800.00	543,800.00	780,000.00	159,281.25	939,281.25	350,000.00	108,825.00	458,825.00	2,237,978.75	2,605,957.50
06/01/2026	-	30,872.50	30,872.50		54,200.00	54,200.00	-	145,631.25	145,631.25	-	103,575.00	103,575.00	334,278.75	
12/01/2026	270,000.00	30,872.50	300,872.50	500,000.00	54,200.00	554,200.00	810,000.00	145,631.25	955,631.25	350,000.00	103,575.00	453,575.00	2,264,278.75	2,598,557.50
06/01/2027	-	25,472.50	25,472.50		44,200.00	44,200.00	-	130,950.00	130,950.00	-	98,325.00	98,325.00	298,947.50	
12/01/2027	285,000.00	25,472.50	310,472.50	515,000.00	44,200.00	559,200.00	840,000.00	130,950.00	970,950.00	375,000.00	98,325.00	473,325.00	2,313,947.50	2,612,895.00
06/01/2028	-	19,558.75	19,558.75		33,900.00	33,900.00	-	115,200.00	115,200.00	-	92,700.00	92,700.00	261,358.75	
12/01/2028	295,000.00	19,558.75	314,558.75	545,000.00	33,900.00	578,900.00	870,000.00	115,200.00	985,200.00	370,000.00	92,700.00	462,700.00	2,341,358.75	2,602,717.50
06/01/2029	-	13,437.50	13,437.50		23,000.00	23,000.00	-	97,800.00	97,800.00	-	85,300.00	85,300.00	219,537.50	
12/01/2029	305,000.00	13,437.50	318,437.50	570,000.00	23,000.00	593,000.00	905,000.00	97,800.00	1,002,800.00	360,000.00	85,300.00	445,300.00	2,359,537.50	2,579,075.00
06/01/2030	-	6,880.00	6,880.00		11,600.00	11,600.00	-	79,700.00	79,700.00	-	78,100.00	78,100.00	176,280.00	
12/01/2030	320,000.00	6,880.00	326,880.00	580,000.00	11,600.00	591,600.00	945,000.00	79,700.00	1,024,700.00	375,000.00	78,100.00	453,100.00	2,396,280.00	2,572,560.00
06/01/2031	-	-	-		-	-	-	60,800.00	60,800.00	-	70,600.00	70,600.00	131,400.00	
12/01/2031	-	-	-		-	-	970,000.00	60,800.00	1,030,800.00	390,000.00	70,600.00	460,600.00	1,491,400.00	1,622,800.00
06/01/2032	-	-	-		-	-	-	41,400.00	41,400.00	-	62,800.00	62,800.00	104,200.00	
12/01/2032	-	-	-		-	-	1,015,000.00	41,400.00	1,056,400.00	405,000.00	62,800.00	467,800.00	1,524,200.00	1,628,400.00
06/01/2033	-	-	-		-	-	-	21,100.00	21,100.00	-	54,700.00	54,700.00	75,800.00	
12/01/2033	-	-	-		-	-	1,055,000.00	21,100.00	1,076,100.00	415,000.00	54,700.00	469,700.00	1,545,800.00	1,621,600.00
06/01/2034	-	-	-		-	-	-	-	-	-	46,400.00	46,400.00	46,400.00	
12/01/2034	-	-	-		-	-	-	-	-	435,000.00	46,400.00	481,400.00	481,400.00	527,800.00
06/01/2035	-	-	-		-	-	-	-	-	-	37,700.00	37,700.00	37,700.00	
12/01/2035	-	-	-		-	-	-	-	-	450,000.00	37,700.00	487,700.00	487,700.00	525,400.00
06/01/2036	-	-	-		-	-	-	-	-	-	28,700.00	28,700.00	28,700.00	
12/01/2036	-	-	-		-	-	-	-	-	460,000.00	28,700.00	488,700.00	488,700.00	517,400.00
06/01/2037	-	-	-		-	-	-	-	-	-	19,500.00	19,500.00	19,500.00	
12/01/2037	-	-	-		-	-	-	-	-	495,000.00	19,500.00	514,500.00	514,500.00	534,000.00
06/01/2038	-	-	-		-	-	-	-	-	-	9,600.00	9,600.00	9,600.00	
12/01/2038	-	-	-		-	-	-	-	-	480,000.00	9,600.00	489,600.00	489,600.00	499,200.00
Total	\$3,540,000.00	\$791,975.00	\$4,331,975.00	\$5,405,000.00	\$1,360,050.00	\$6,765,050.00	\$11,095,000.00	\$3,632,475.00	\$14,727,475.00	\$7,260,000.00	\$3,007,337.50	\$10,267,337.50	\$36,091,837.50	\$36,091,837.50

1. 2010 LTGO Various Purpose Refunding (Dated: 6/22/2010) - Callable 12/1/2020
 2. 2010 LTGO Various Purpose Improvement (Dated: 10/12/2010) - Callable 12/1/2020
 3. 2012 LTGO Various Purpose Improvement (Dated: 7/18/2012) - Callable 12/1/2021
 4. 2018 LTGO Various Purpose Improvement (Dated: 9/5/2018) - Callable 12/1/2028

City of Marion Outstanding Capital Markets Debt Issuance					
Dated Date	Issuance Value	Description	Par Size Outstanding	Call Date	Callable Par
6/22/2010	\$10,955,000	LTGO Various Purpose Refunding Bonds, Series 2010A	\$3,540,000	12/1/2020	\$2,685,000
10/12/2010	\$9,570,000	LTGO Various Purpose Improvement Bonds, Series 2010B	\$5,405,000	12/1/2020	\$4,930,000
7/18/2012	\$11,235,000	LTGO Various Purpose Improvement Bonds, Series 2012	\$11,095,000	12/1/2021	\$10,390,000
9/5/2018	\$7,485,000	LTGO Various Purpose Bonds, Series 2018	\$7,260,000	12/1/2028	\$4,265,000

- **Potential Issues Being Refunded:**

- LTGO Various Purpose Refunding Bonds, Series 2010A

Dated: June 22, 2010

Call Date: December 1, 2020

Callable Par: \$2,685,000

- LTGO Various Purpose Improvement Bonds, Series 2010B

Dated: October 12, 2010

Call Date: December 1, 2020

Callable Par: \$4,930,000

- LTGO Various Purpose Improvement Bonds, Series 2012

Dated: July 18, 2012

Call Date: December 1, 2021

Callable Par: \$10,390,000

Bond	Maturity Date	Interest Rate	Par Amount	Call Date	Call Price
LTGO Various Purpose Refunding Bonds, Series 2010A					
Term 22	12/1/2022	4.00%	\$460,000	12/1/2020	100.00
Term 24	12/1/2024	4.00%	490,000	12/1/2020	100.00
Term 26	12/1/2026	4.00%	530,000	12/1/2020	100.00
Term 28	12/1/2028	4.15%	580,000	12/1/2020	100.00
Term 30	12/1/2030	4.30%	<u>625,000</u>	12/1/2020	100.00
			\$2,685,000		
LTGO Various Purpose Improvement Bonds, Series 2010B					
Serial	12/1/2021	4.00%	\$410,000	12/1/2020	100.00
	12/1/2022	4.00%	435,000	12/1/2020	100.00
	12/1/2023	4.00%	440,000	12/1/2020	100.00
	12/1/2024	4.00%	455,000	12/1/2020	100.00
	12/1/2025	4.00%	480,000	12/1/2020	100.00
	12/1/2026	4.00%	500,000	12/1/2020	100.00
	12/1/2027	4.00%	515,000	12/1/2020	100.00
	12/1/2028	4.00%	545,000	12/1/2020	100.00
	12/1/2029	4.00%	570,000	12/1/2020	100.00
	12/1/2030	4.00%	<u>580,000</u>	12/1/2020	100.00
			\$4,930,000		
TOTAL			\$7,615,000		

City of Marion Potential Refunding Transaction ¹			
Series 2010 A&B			
Assumed Dated Date: 10/7/2020	Current Refunding / Tax-Exempt Assumed Call Date: 12/1/2028		
Optional Redemption Date:	12/1/2020	12/1/2020	
Series to be Refunded	2010A	2010B	Combined
Par Amount	\$2,451,000	\$4,499,000	\$6,950,000
True Interest Cost (TIC)			1.48%
All-In TIC (Includes Expenses) ²			1.89%
Average Coupon			4.00%
Par amount of Refunded Bonds	\$2,685,000	\$4,930,000	\$7,615,000
Average Coupon of Refunded Bonds	4.15%	4.00%	4.05%
Gross Savings	\$351,121	\$599,008	\$950,129
Net PV Savings	\$327,037	\$559,157	\$886,195
% PV Savings of Refunded Bonds	12.18%	11.47%	11.64%
Average Annual Savings	\$31,920	\$54,455	\$86,375

Current Refunding / Tax-Exempt Call Date: 12/1/2028 +50 bps		
12/1/2020	12/1/2020	
2010A	2010B	Combined
\$2,516,000	\$4,619,000	\$7,135,000
		1.95%
		2.37%
		4.00%
\$2,685,000	\$4,930,000	\$7,615,000
4.15%	4.00%	4.05%
\$270,270	\$448,661	\$718,931
\$246,758	\$412,398	\$659,156
9.19%	8.45%	8.66%
\$24,570	\$40,787	\$65,357

1. Assumes approximate equal annual savings

2. Assumed expenses: \$20.00 / \$1,000 + bond insurance assumed 40 bps (basis points)

Bond	Maturity Date	Interest Rate	Par Amount	Call Date	Call Price
LTGO Various Purpose Improvement Bonds, Series 2012					
Serial	12/1/2022	3.125%	\$710,000	12/1/2021	100.00
	12/1/2023	3.250%	735,000	12/1/2021	100.00
	12/1/2024	3.500%	755,000	12/1/2021	100.00
	12/1/2025	3.500%	780,000	12/1/2021	100.00
	12/1/2026	3.625%	810,000	12/1/2021	100.00
	12/1/2027	3.750%	840,000	12/1/2021	100.00
Term 30	12/1/2030	4.000%	2,720,000	12/1/2021	100.00
Term 33	12/1/2033	4.000%	<u>3,040,000</u>	12/1/2021	100.00
		Total	\$10,390,000		

Begin now – Fall 2020

City of Marion Potential Refunding Transaction ¹		
Assumed Dated Date: 10/28/2020	Advance Refunding Taxable Assumed Call Date: 12/1/2028	Aquatic Center Purpose
Optional Redemption Date:	12/1/2021	12/1/2021
Series to be Refunded	2012	2012
Par Amount	\$11,185,000	\$3,900,000
True Interest Cost (TIC)	2.06%	
All-In TIC (Includes Expenses) ²	2.34%	
Average Coupon	2.07%	
Par amount of Refunded Bonds	\$10,390,000	\$3,625,000
Average Coupon of Refunded Bonds	3.88%	3.88%
Gross Savings	\$803,326	\$283,482
Net PV Savings	\$714,701	\$249,777
% PV Savings of Refunded Bonds	6.88%	6.89%
Average Annual Savings	\$57,380	\$20,249

1. Assumes approximate equal annual savings

2. Assumed expenses: \$15.00 / \$1,000 + bond insurance assumed 40 bps (basis points)

One year from now – Fall 2021

City of Marion Potential Refunding Transaction ¹	Series 2012	
Assumed Dated Date: 9/3/2021	Current Refunding Tax-Exempt Call Date: 12/1/2028	Aquatic Center Purpose
Optional Redemption Date:	12/1/2021	12/1/2021
Series to be Refunded	2012	2012
Par Amount	\$9,525,000	\$3,319,000
True Interest Cost (TIC)	1.98%	
All-In TIC (Includes Expenses) ²	2.27%	
Average Coupon	4.00%	
Par amount of Refunded Bonds	\$10,390,000	\$3,625,000
Average Coupon of Refunded Bonds	3.88%	3.88%
Gross Savings	\$1,128,648	\$399,058
Net PV Savings	\$1,034,311	\$361,314
% PV Savings of Refunded Bonds	9.95%	9.97%
Average Annual Savings	\$86,819	\$30,697

Assumed Dated Date: 9/3/2021	Current Refunding Tax-Exempt / +50 bps Call Date: 12/1/2028	Aquatic Center Purpose
Optional Redemption Date:	12/1/2021	12/1/2021
Series to be Refunded	2012	2012
Par Amount	\$9,780,000	\$3,409,000
True Interest Cost (TIC)	2.39%	
All-In TIC (Includes Expenses) ²	2.69%	
Average Coupon	4.00%	
Par amount of Refunded Bonds	\$10,390,000	\$3,625,000
Average Coupon of Refunded Bonds	3.88%	3.88%
Gross Savings	\$806,355	\$285,618
Net PV Savings	\$721,142	\$251,816
% PV Savings of Refunded Bonds	6.94%	6.95%
Average Annual Savings	\$62,027	\$21,971

Assumed Dated Date: 9/3/2021	Current Refunding Tax-Exempt / +100 bps Call Date: 12/1/2028	Aquatic Center Purpose
Optional Redemption Date:	12/1/2021	12/1/2021
Series to be Refunded	2012	2012
Par Amount	\$10,035,000	\$3,499,000
True Interest Cost (TIC)	2.81%	
All-In TIC (Includes Expenses) ²	3.11%	
Average Coupon	4.00%	
Par amount of Refunded Bonds	\$10,390,000	\$3,625,000
Average Coupon of Refunded Bonds	3.88%	3.88%
Gross Savings	\$484,062	\$171,938
Net PV Savings	\$420,727	\$146,979
% PV Savings of Refunded Bonds	4.05%	4.05%
Average Annual Savings	\$37,236	\$13,226





1. Assumes approximate equal annual savings

2. Assumed expenses: \$15.00 / \$1,000 + bond insurance assumed 40 bps (basis points)

3. Credit Overview

The following table shows the comparable investment grade ratings of the three major rating agencies. The **City of Marion** is currently rated in the **A+ category by S&P** and the **A3 category by Moody's Investors Service**.

Bond Rating Services

		 Moody's Investors Service	 STANDARD & POOR'S	 FitchRatings
(Lower Interest Rates) 	Best Quality	Aaa	AAA	AAA
	High Quality	Aa1	AA+	AA+
		Aa2	AA	AA
		Aa3	AA-	AA-
	Upper Medium Grade	A1	A+	A+
		A2	A	A
		A3	A-	A-
	Medium Grade	Baa1	BBB+	BBB+
		Baa2	BBB	BBB
		Baa3	BBB-	BBB-

Rating Disclosure:

The quality of any bond is based on the issuer's financial ability to make interest payments and repay the loan in full at maturity. Moody's, Standard & Poor's and Fitch are independent credit rating services that evaluate the creditworthiness of bonds. They research the financial health of each bond issuer and assign ratings to the bonds being offered.

Moody's rates bonds Aaa (highest quality) to C (lowest quality) and applies numerical modifiers 1, 2, and 3 in each generic rating classification from Aa through Caa. Moody's append their ratings with a 1, 2, or 3 indicators to show a bond's ranking within a category. For example, Aa1 is better than Aa2, and Aa2 is better than Aa3.

Standard & Poor's & Fitch rates bonds AAA (highest quality) to BBB (medium), which are considered investment grade. Bonds rated BB (speculative) to D (default) are considered non-investment grade. Standard & Poor's and Fitch append their ratings with a plus or minus indicator to show a bond's ranking within a category. For example, A+ is better than A, and A is better than A-.

Factor 1: Institutional Framework (10%): The institutional framework score assesses the legal and practical environment in which the local government operates. Areas include predictability, revenue and expenditure balance, transparency and accountability, and system support.

Factor 2: Economy (30%): The economic score assesses both the health of the asset base relied upon to provide both current and future locally derived revenues as well as the likelihood of additional service demands resulting from economic deterioration. The ultimate basis for repaying debt is the strength and resilience of the local economy. The size, diversity, and strength of a local government's tax base and economy drive its ability to generate financial resources. The taxable properties within a tax base generate the property tax levy. The retail sales activity dictates sales tax receipts. The income earners living or working in the jurisdiction shape income tax receipts. The size, composition, and value of the tax base, the magnitude of its economic activity, and the income levels of its residents are therefore all crucial indicators of the entity's capacity to generate revenues.

Factor 3: Management (20%): The rigor of a government's financial management practices is an important factor in S&P's analysis of that government's creditworthiness. Managerial decision, policies, and practices apply directly to the government's financial position and operations, debt burden, and other key credit factors. Both the legal structure of a local government and the practical environment in which it operates influence the government's ability to maintain a balanced budget, fund services, and continue tapping resources from the local economy. The legal and practical framework surrounding a local government shapes its ability and flexibility to meet its responsibilities.

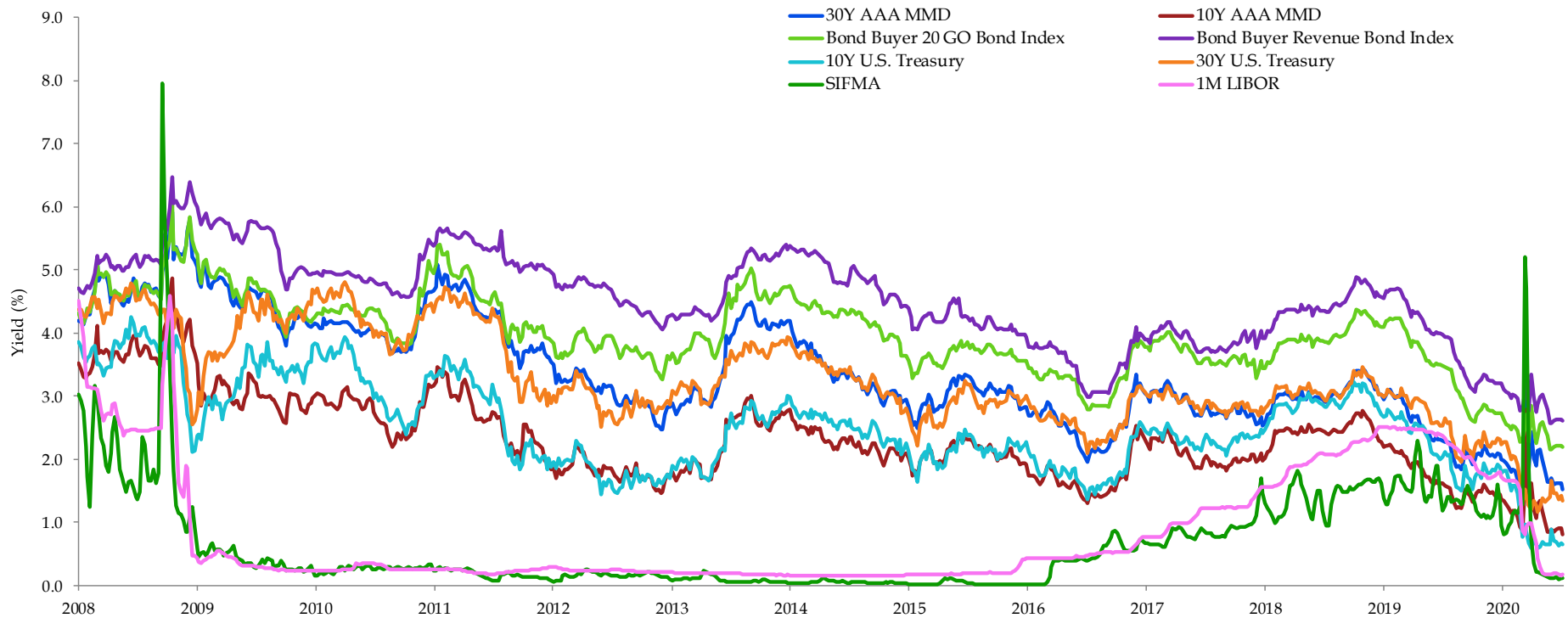
Factor 4: Financial Measures (30%)

Breakdown: Liquidity (10%); Budgetary Performance (10%); Budgetary Flexibility (10%)

A local government's fiscal position determines its cushion against the unexpected, its ability to meet existing financial obligations, and its flexibility to adjust to new ones. Financial structure reflects how well a local government's ability to extract predictable revenues adequate for its operational needs are matched to its economic base.

Factor 5: Debt & Contingent Liability (10%): Debt and pension burdens are measures of the financial leverage of a community. Ultimately, the more leveraged a tax base is, the more difficult it is to service existing debt and to afford additional debt, and the greater the likelihood that tax base or financial deterioration will result in difficulties funding fixed debt service expenditures.

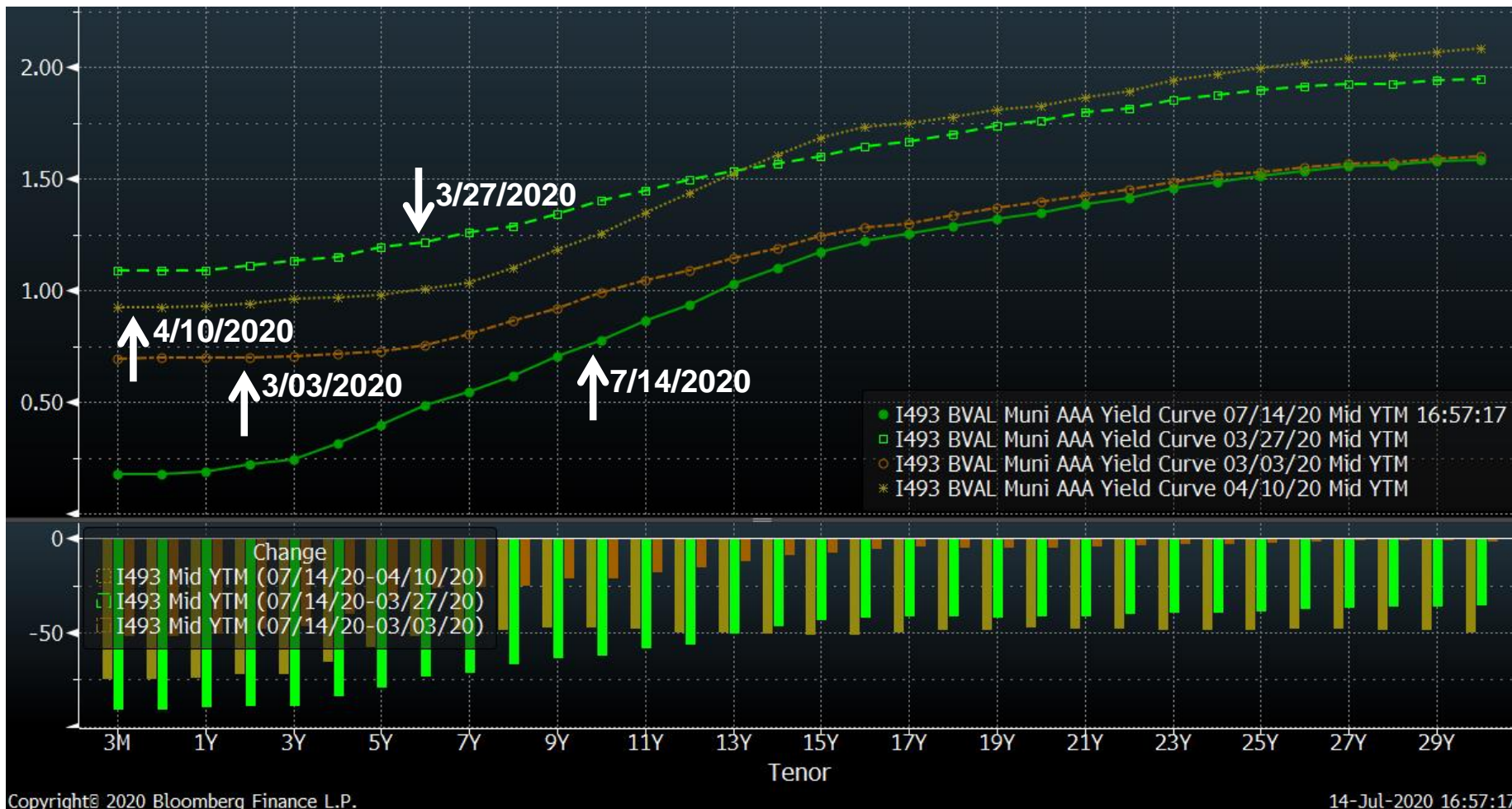
4. Market Information



Rates Analysis Since January 2008

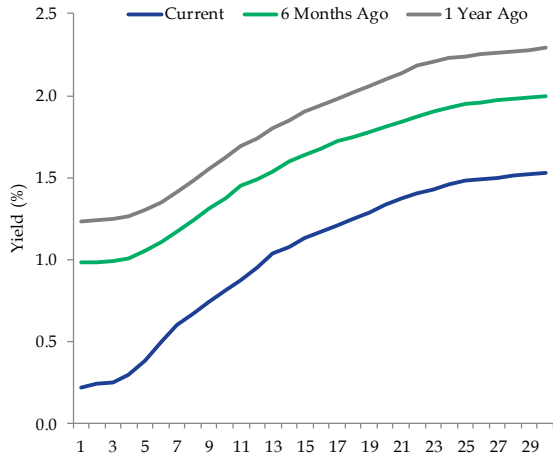
	10Y AAA MMD	30Y AAA MMD	Bond Buyer 20 GO Bond Index	Bond Buyer Revenue Bond Index	10Y U.S. Treasury	30Y U.S. Treasury	SIFMA	1M LIBOR
Current (As of 07/10/2020)	0.81	1.53	2.19	2.61	0.64	1.34	0.11	0.18
Maximum	4.86	5.92	6.01	6.48	4.26	4.81	7.96	4.59
Minimum	0.81	1.46	2.16	2.58	0.59	1.17	0.01	0.15
Average	2.33	3.39	3.97	4.52	2.50	3.28	0.64	0.85
% Time Lower	0.00%	0.31%	0.31%	0.31%	0.92%	1.07%	24.27%	12.08%

Sources: Bloomberg Finance LP, Thomson Reuters

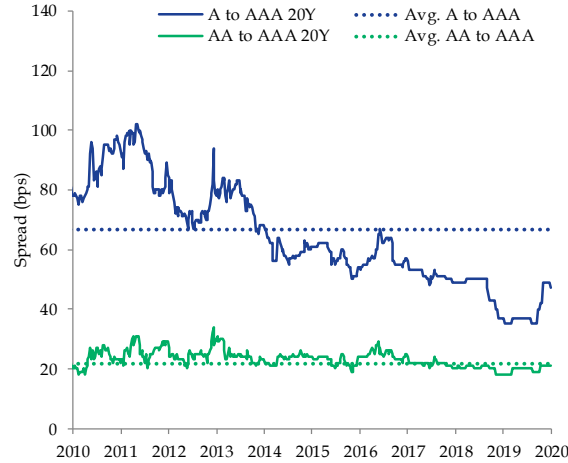


Source: Bloomberg

AAA MMD Historical Yield Curves



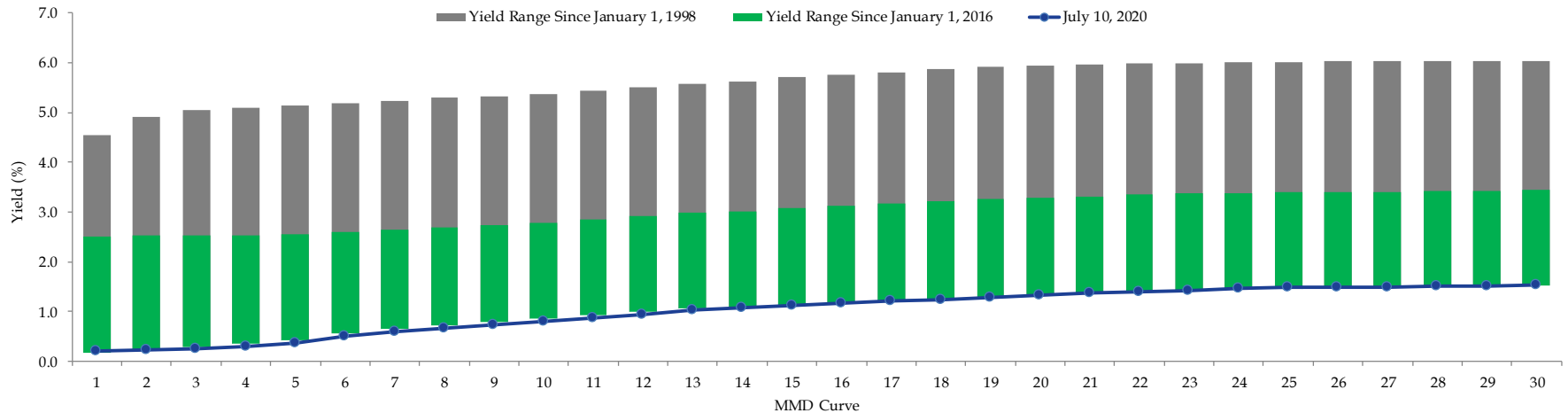
Historical MMD Credit Spreads to AAA



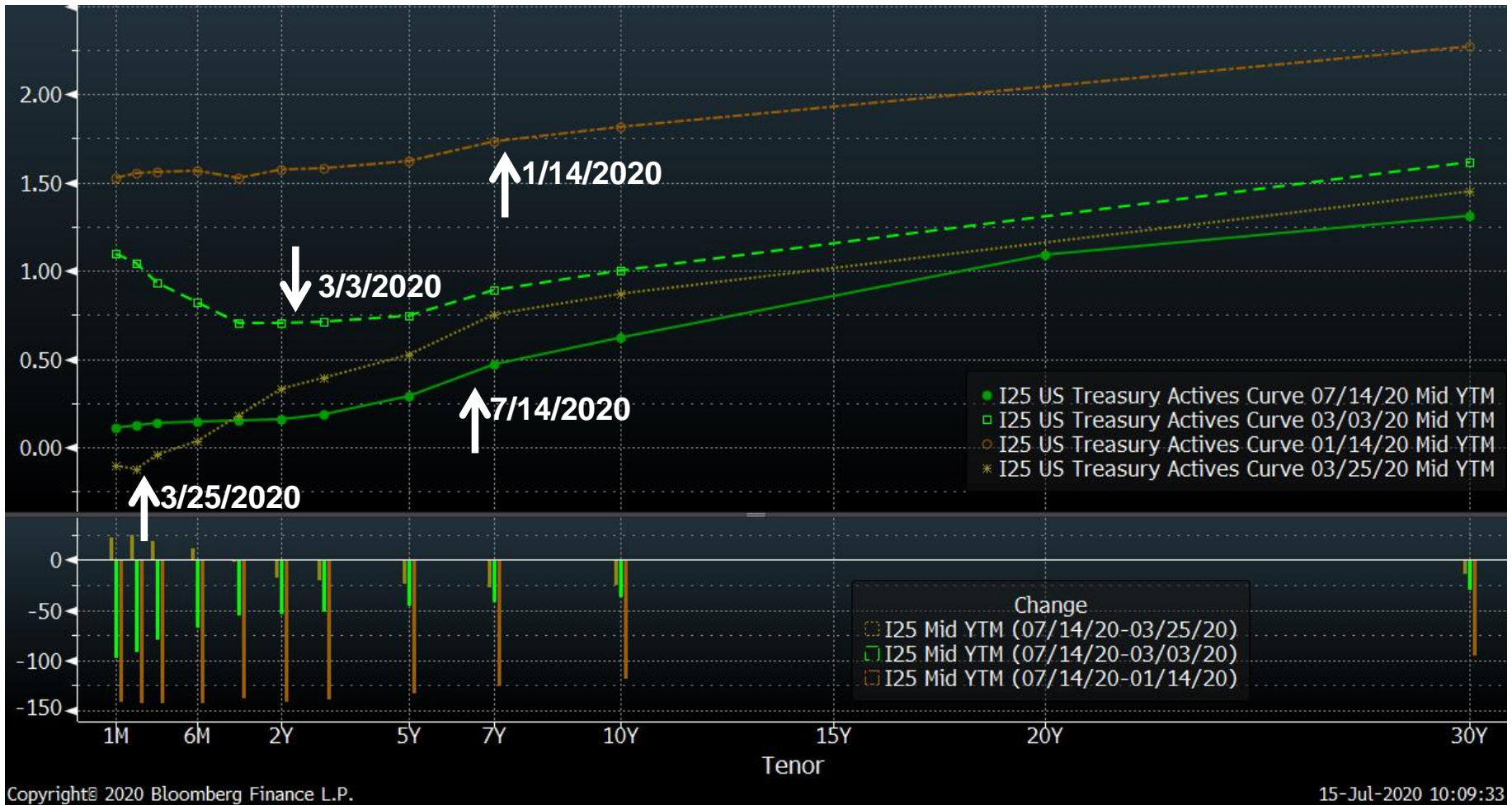
AAA MMD Historical Yield Curve Steepness



Maximum and Minimum AAA MMD Yields



Source: Thomson Reuters

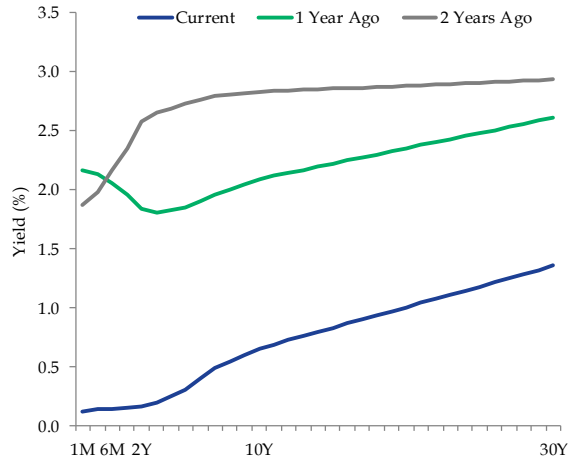


Copyright© 2020 Bloomberg Finance L.P.

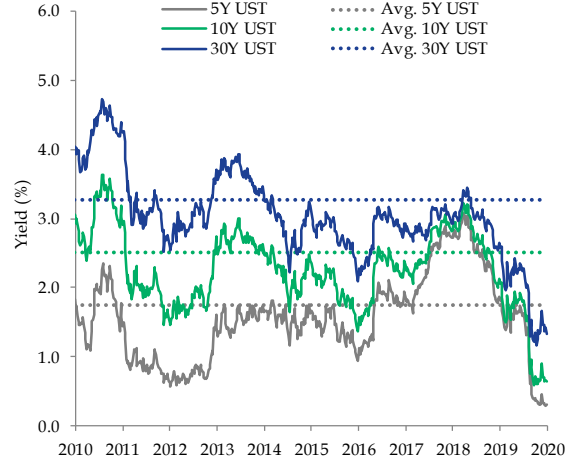
15-Jul-2020 10:09:33

Source: Bloomberg

UST Historical Yield Curves



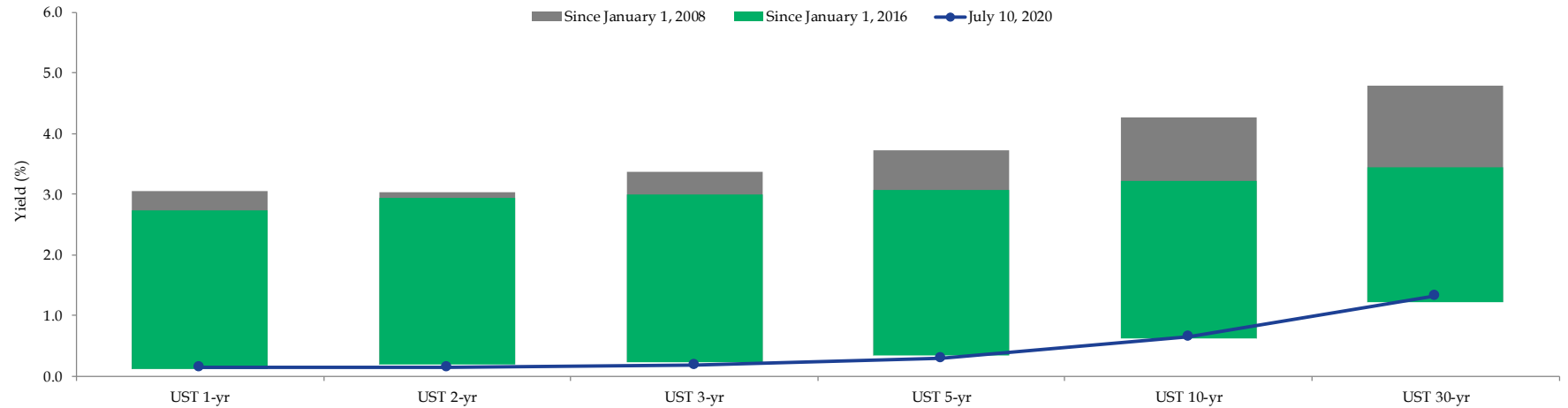
Historical UST Rates



UST Historical Yield Curve Steepness



Maximum and Minimum UST Yields



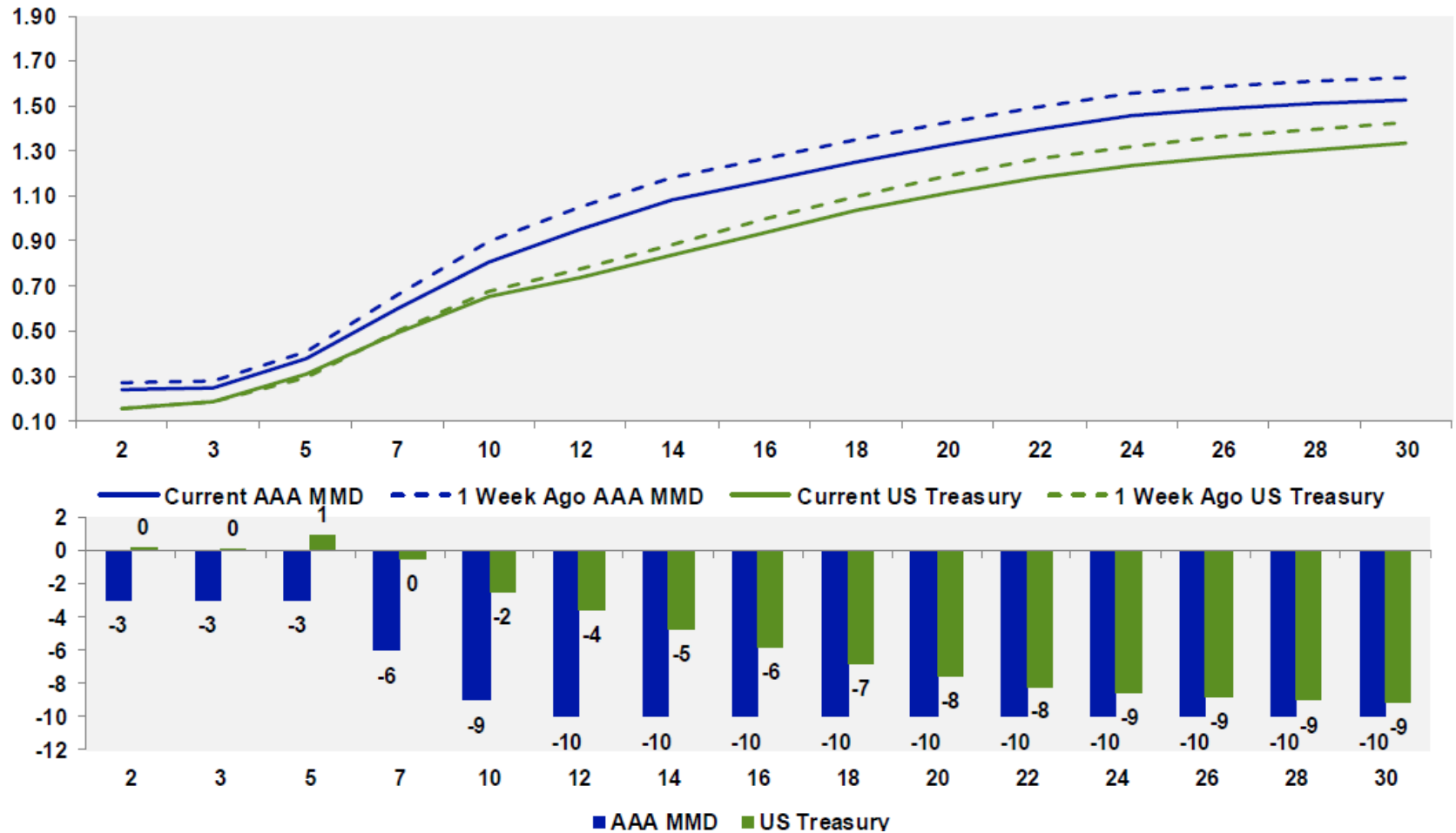
Sources: Bloomberg Finance LP, Thomson Reuters

Year-to-Date: 10 & 30 Year Treasury Rates



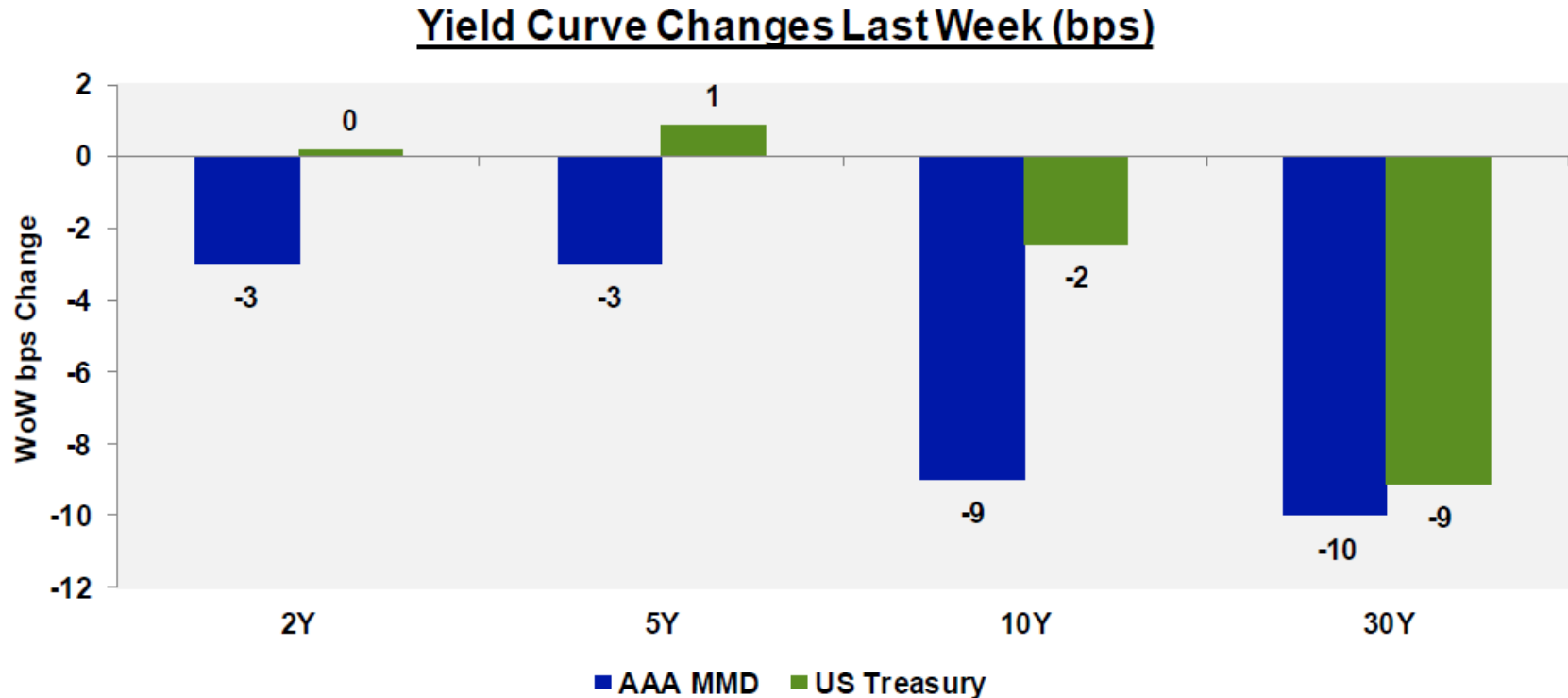
Source: Bloomberg

- 30 year Treasury has rallied 162 bps since Jan 2, 2019.
- 10 year Treasury has rallied 199 bps since Jan 2, 2019.



The AAA MMD outperformed across the short and intermediate end of the yield curve last week while performing in line with Treasuries against the longest maturities.

Sources: Thomson Reuters 7/13/2020



Across the key benchmarks, the AAA MMD outperformed at the 2Y, 5Y, and 10Y tenor but performed largely in-line with Treasuries vs. the 30-Year maturity.

Sources: Thomson Reuters & Bloomberg 7/13/2020

Pursuant to MSRB Rule G-17, in a negotiated underwriting, the Firm's duty to deal fairly with an issuer of municipal securities requires the Firm to make certain disclosures to the issuer to clarify its role in an issuance of municipal securities and its actual or potential material conflicts of interest with respect to such issuance. Public Finance Bankers are responsible to ensure that the Rule's disclosure (and related record keeping) requirements are fulfilled for the transactions they are responsible for.

Fifth Third Securities, Inc. proposes to serve as an underwriter, and not as a financial advisor or municipal advisor, in connection with the issuance of the Bonds.

As part of our services as underwriter, Fifth Third Securities, Inc. may provide advice concerning the structure, timing, terms, and other similar matters concerning the issuance of the Bonds.

As an underwriter, we must deal fairly at all times with both municipal issuers and investors.

Our primary role as underwriter is to purchase the Bonds with a view to distribution in an arm's-length commercial transaction with the Issuer. An underwriter has financial and other interests that differ from those of the Issuer. As underwriter, we have a duty to purchase the Bonds from the Issuer at a fair and reasonable price, but must balance that duty with its duty to sell the Bonds to investors at prices that are fair and reasonable.

We do not have a fiduciary duty to the Issuer under the federal securities laws and, therefore, are not required by federal law to act in the best interests of the Issuer without regard to our own financial or other interests.

We will review the official statement for the Bonds in accordance with, and as part of, our respective responsibilities to investors under the federal securities laws, as applied to the facts and circumstances of this transaction. .

Fifth Third Securities is the trade name used by Fifth Third Securities, Inc., member [FINRA/SIPC](#), a wholly owned subsidiary of Fifth Third Bank, National Association, a registered broker-dealer, and a registered investment advisor registered with the U.S. Securities and Exchange Commission ([SEC](#)).
Registration does not imply a certain level of skill or training.

Are Not FDIC Insured	Offer No Bank Guarantee	May Lose Value
Are Not Insured By Any Federal Government Agency		Are Not A Deposit

(a) Fifth Third Securities is not acting as an advisor to you and does not owe a fiduciary duty pursuant to Section 15B of the Exchange Act to you with respect to the information and material contained in this communication; (b) Fifth Third Securities is acting for its own interests; and (c) you should discuss any information and material contained in this communication with any and all internal or external advisors and experts that you deem appropriate before acting on this information or material; (d) Fifth Third Securities seeks to serve as an underwriter on a future transaction and not as a financial advisor or municipal advisor. The information provided is for discussion purposes only in anticipation of being engaged to serve as underwriter. The primary role of an underwriter is to purchase securities with a view to distribution in an arm’s-length commercial transaction with the issuer. The underwriter has financial and other interests that differ from those of the Issuer.

Fifth Third Securities is the trade name used by Fifth Third Securities, Inc., member [FINRA/SIPC](#), a wholly owned subsidiary of Fifth Third Bank, National Association, a registered broker-dealer, and a registered investment advisor registered with the U.S. Securities and Exchange Commission ([SEC](#)).

Registration does not imply a certain level of skill or training.

Are Not FDIC Insured	Offer No Bank Guarantee	May Lose Value
Are Not Insured By Any Federal Government Agency		Are Not A Deposit